

## 5.0-6.4 GHz Power Amplifier

### Features:

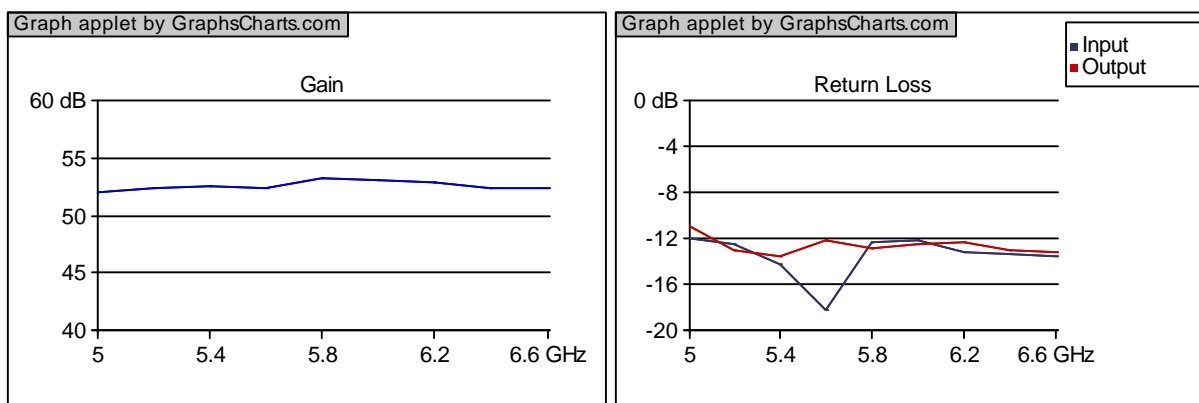
- Field Replaceable RF Connectors
- Thin Film MIC Process
- Reverse Bias Protection

### Electrical Performance

Parameter	Min.	Typ.	Max.	Unit	Note
Frequency	5.0		6.4	GHz	
Gain	50			dB	1
Gain Flatness			0.75	dB(+/-)	1
Power @ 1dB Gain Compression Point	27			dBm	
Output 3rd Order Intercept Point	37			dBm	
Noise Figure			7	dB	
VSWR Input			2.0		1
VSWR Output			2.0		1
DC Supply Voltage	12		18	V	
Supplied Current			500	mA	1

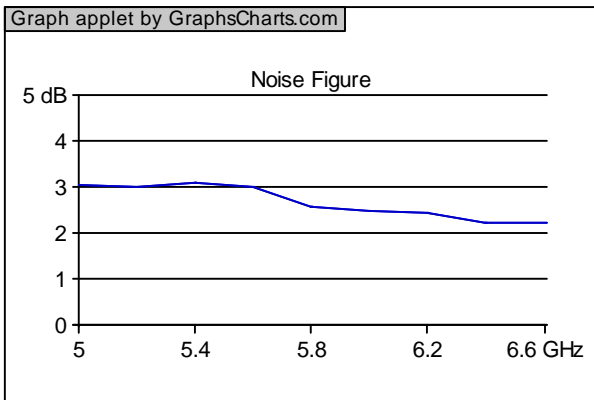
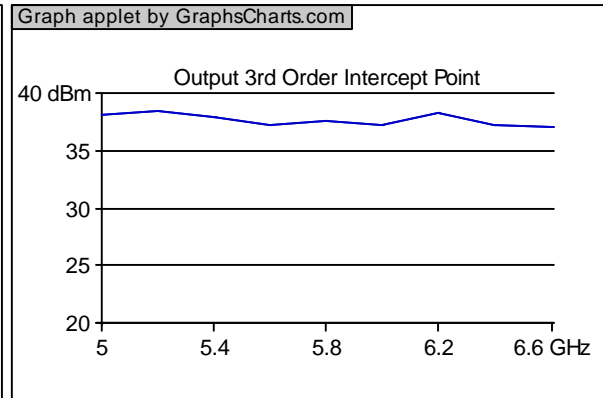
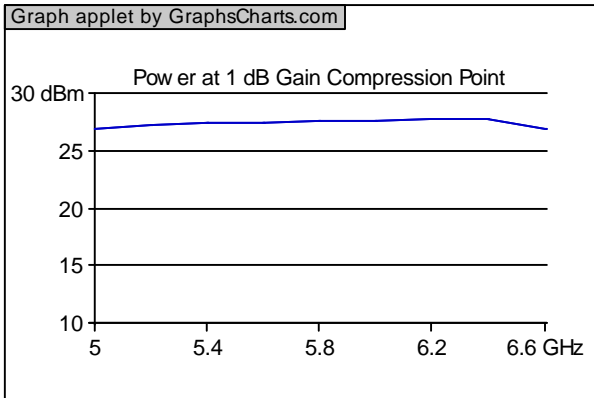
1. VDC = +12 V, Pin = -35 dBm

### Typical Test Data



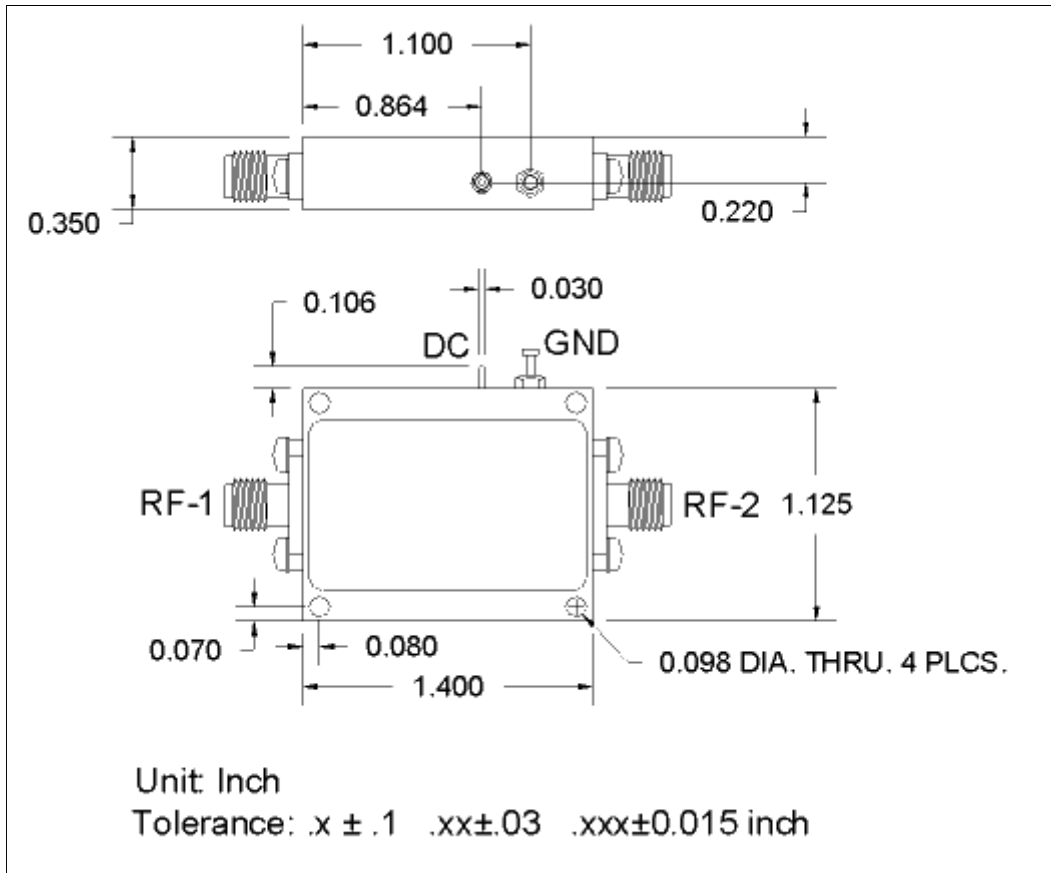
Updated: 11/30/2007

## 5.0-6.4 GHz Power Amplifier



Outline Drawing

## 5.0-6.4 GHz Power Amplifier



Connector	Type	Pin #	Pin Name	In/Out	Description
RF-1	SMA-F	1	IN	I	RF Signal In
RF-2	SMA-F	1	OUT	O	RF Signal Out
DC	EMI Filter	1	+12 V	I	DC Power Supply (12-18V)
GND	GROUND LUG	1	GND	O	Ground

Updated: 11/30/2007