

1.3 - 2.7 GHz 1 W Power Amplifier

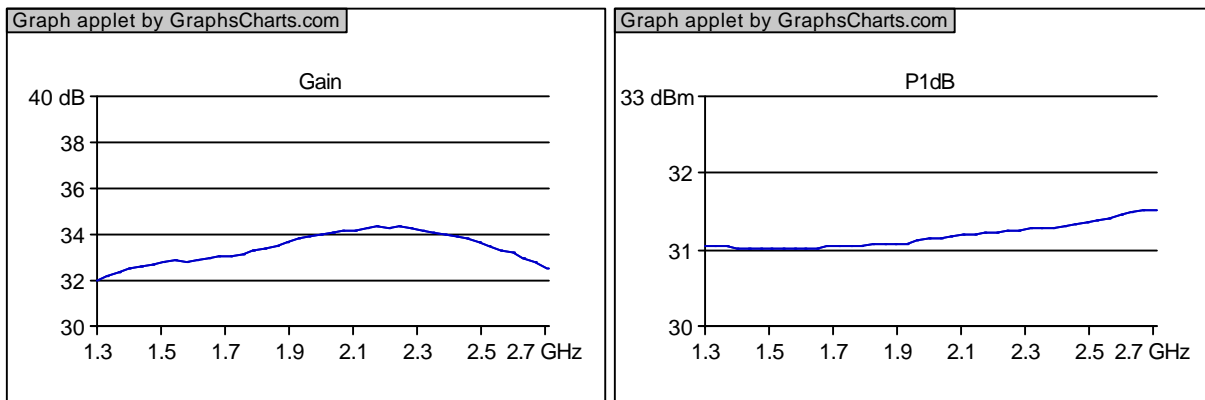
Features:

- Thin Film Hybrid MIC Process
- Field Replaceable SMA Connectors
- Reverse Bias Protection

Electrical Performance

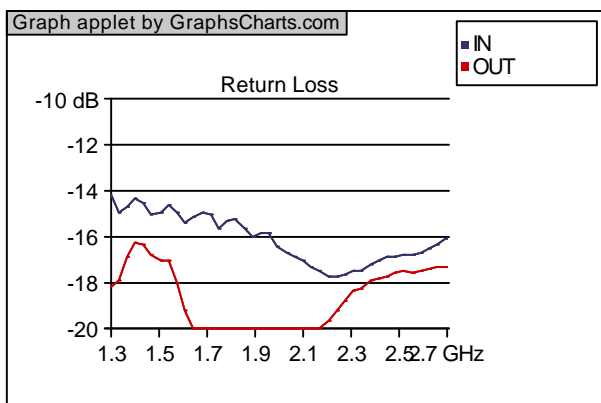
Parameter	Min.	Typ.	Max.	Unit	Note
Frequency	1.3		2.7	GHz	
Gain	30			dB	
Gain Flatness			1.5	dB(+/-)	
Power @ 1dB Gain Compression Point	30			dBm	
VSWR Input			1.5		
VSWR Output			1.5		
DC Supply Voltage	12		18	V	
Supplied Current			900	mA	

Typical Test Data

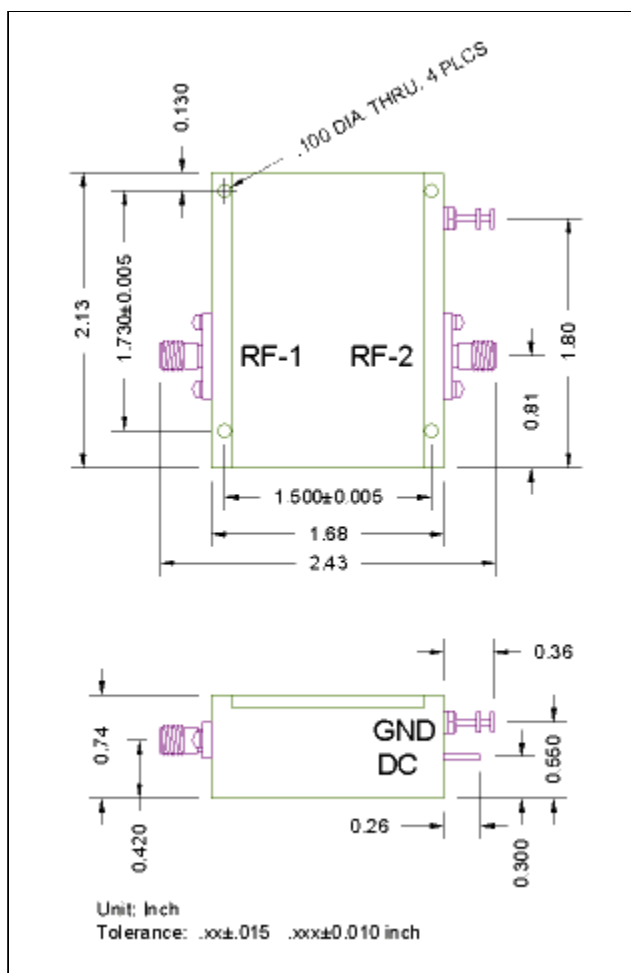


Updated: 10/1/2007

1.3 - 2.7 GHz 1 W Power Amplifier



Outline Drawing



Updated: 10/1/2007

1.3 - 2.7 GHz 1 W Power Amplifier

Connector	Type	Pin #	Pin Name	In/Out	Description
RF-1	SMA-F	1	IN	I	RF SIGNAL INPUT
RF-2	SMA-F	1	OUT	O	RF SIGNAL OUTPUT
DC	EMI Filter	1	+12 V	I	DC INPUT (+12 V TO +18 V)
GND	GROUND LUG	1	GND	O	GROUND

Updated: 10/1/2007



Nextec Microwave & RF, Inc WWW.NEXTEC-RF.COM
3010 Scott Blvd., Santa Clara, CA 95054
(408) 727-1189(Ph)/ (408) 727-5915(Fax)/ sales@nextec-rf.com