

6.0-18.0 GHz 0.1 W Broad Band Amplifier

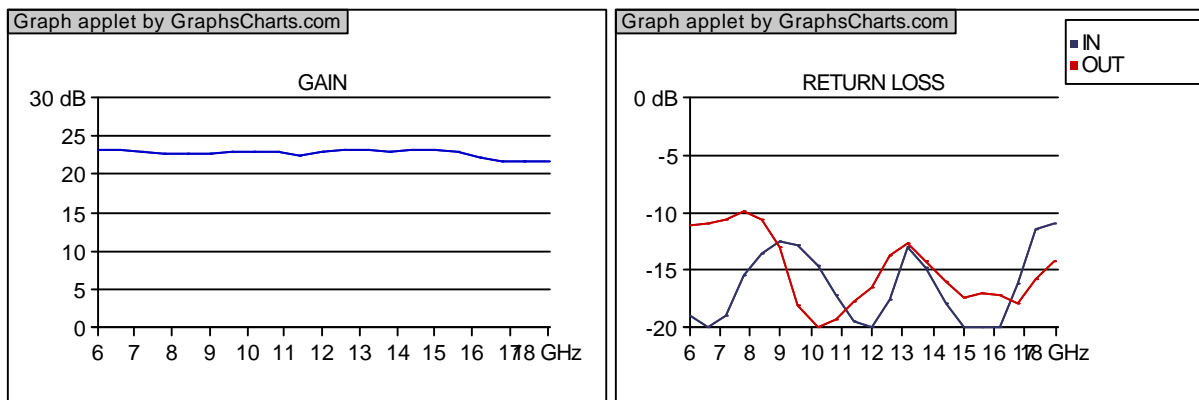
Features:

- Hybrid MIC Thin Film Process
- Reverse Bias Protection
- Field Replaceable SMA Connectors

Electrical Performance

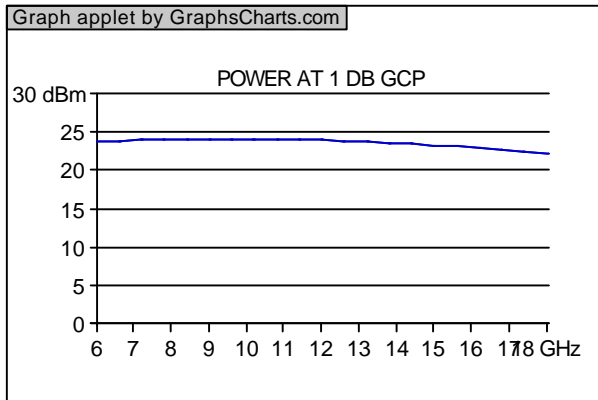
Parameter	Min.	Typ.	Max.	Unit	Note
Frequency	6		18	GHz	
Gain	20			dB	
Gain Flatness			2	dB(+/-)	
Power @ 1dB Gain Compression Point	20			dBm	
Output 3rd Order Intercept Point		28		dBm	
Noise Figure		9	12	dB	
VSWR Input			2.0		
VSWR Output			2.0		
DC Supply Voltage	11	12	15	V	
Supplied Current			300	mA	

Typical Test Data

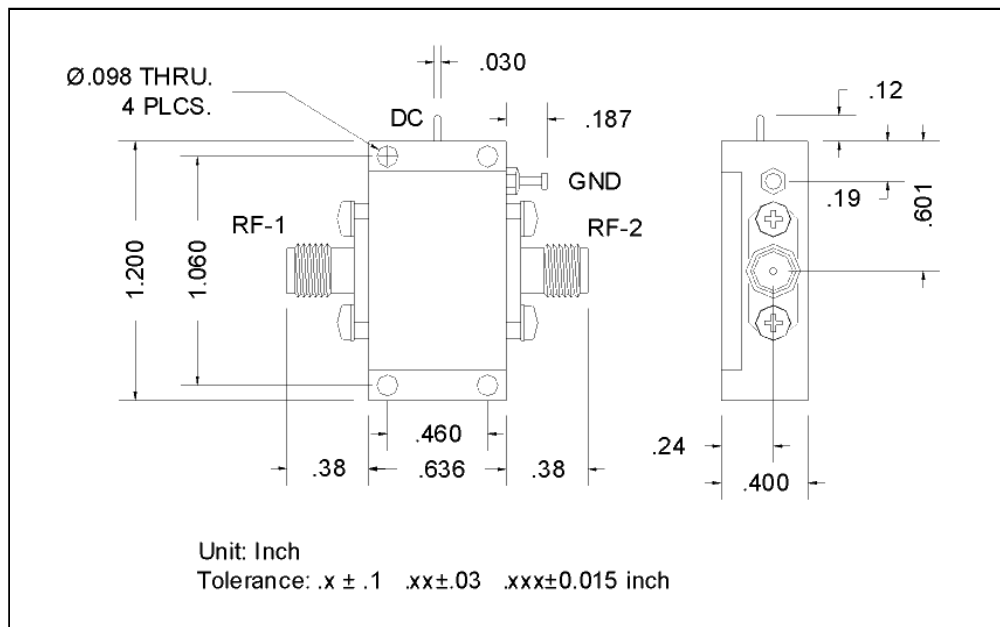


Updated: 12/14/2006

6.0-18.0 GHz 0.1 W Broad Band Amplifier



Outline Drawing



Connector	Type	Pin #	Pin Name	In/Out	Description
RF-1	SMA-F	1	IN	I	RF INPUT SIGNAL
RF-2	SMA-F	1	OUT	O	RF OUTPUT SIGNAL
DC	EMI Filter	1	+12 V	I	DC SUPPLY (+11 V TO +15 V)
GND	GROUND LUG	1	GND	O	GROUND

Updated: 12/14/2006

NB00456

6.0-18.0 GHz 0.1 W Broad Band Amplifier

Updated: 12/14/2006



Nextec Microwave & RF, Inc WWW.NEXTEC-RF.COM
3010 Scott Blvd., Santa Clara, CA 95054
(408) 727-1189(Ph)/ (408) 727-5915(Fax)/ sales@nextec-rf.com