

2-18 GHz 0.1 W Broadband Amplifier

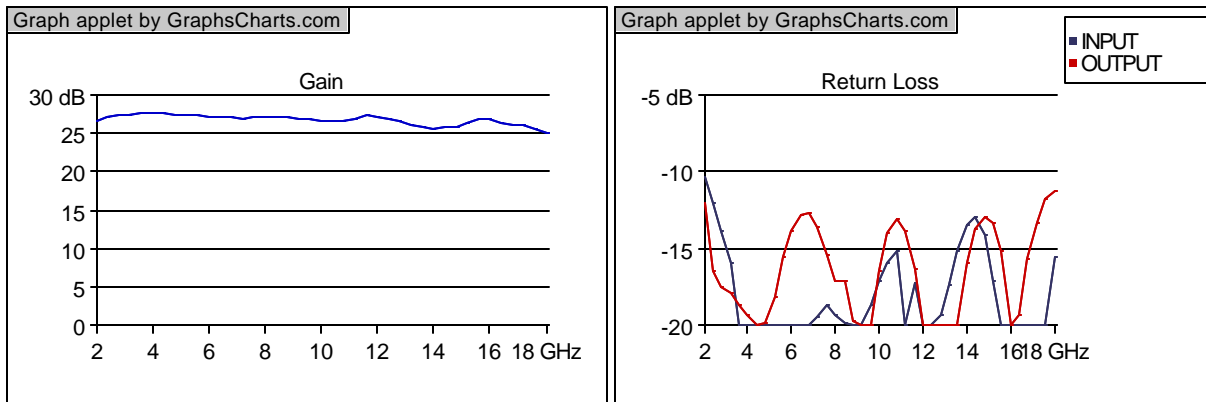
Features:

- Field Replaceable SMA Connectors
- Thin-Film Hybrid MIC Process
- Reverse Bias Protection

Electrical Performance

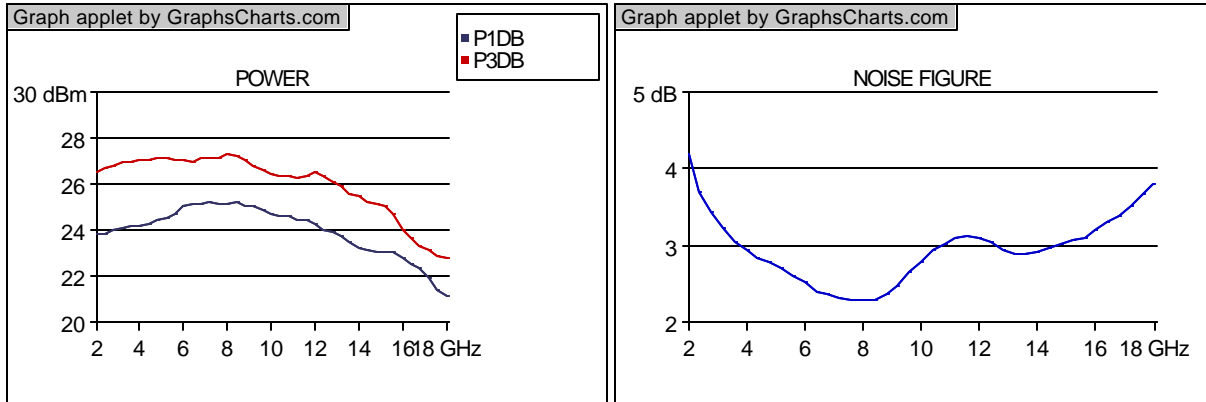
Parameter	Min.	Typ.	Max.	Unit	Note
Frequency	2		18	GHz	
Gain	22			dB	
Gain Flatness			2	dB(+/-)	
Power @ 1dB Gain Compression Point	20			dBm	
Output 3rd Order Intercept Point		26		dBm	
Noise Figure		4		dB	
VSWR Input			2		
VSWR Output			2		
Supplied Current			350	mA	
DC Supply Voltage	12		15	V	

Typical Test Data

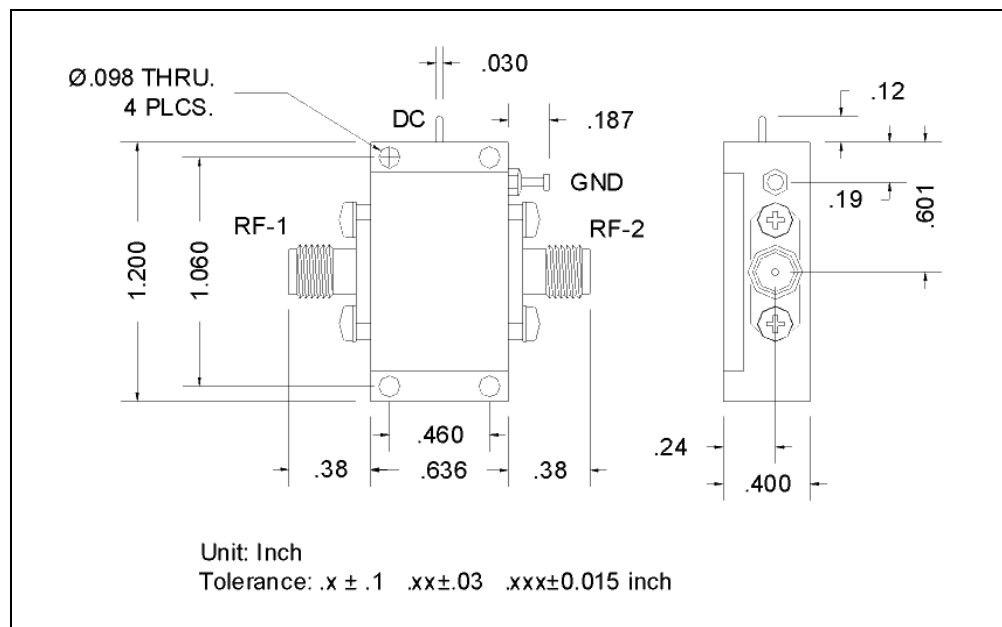


Updated: 1/30/2008

2-18 GHz 0.1 W Broadband Amplifier



Outline Drawing



Connector	Type	Pin #	Pin Name	In/Out	Description
RF-1	SMA-F	1	IN	I	RF Signal Input
RF-2	SMA-F	1	OUT	O	RF Signal Output
DC	EMI Filter	1	+12 V	I	DC Supply (12 V TO 15 V)
GND	GROUND LUG	1	GND	O	Ground

Updated: 1/30/2008