

6-18 GHZ BROADBAND AMPLIFIER

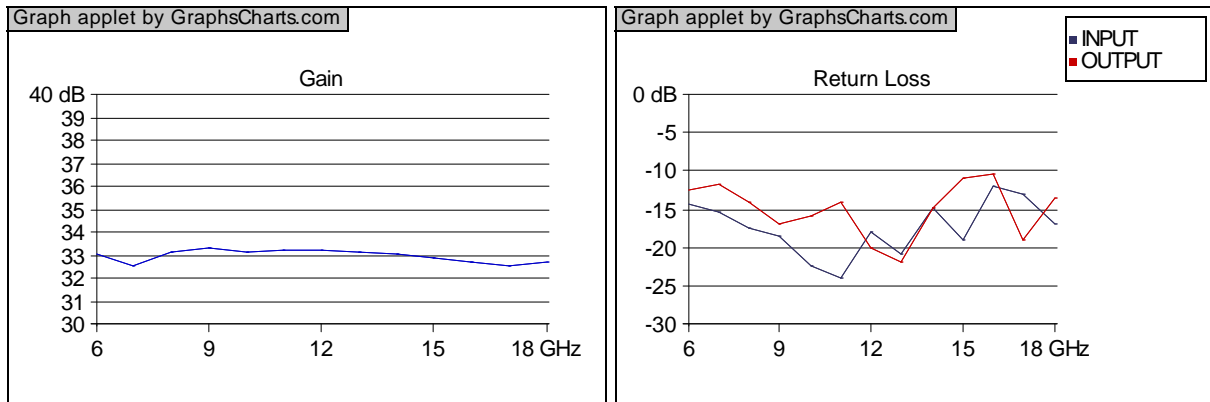
Features:

- THIN FILM HYBRID MIC PROCESS
- FIELD REPLACEABLE SMA CONNECTORS
- REVERSE BIAS PROTECTION

Electrical Performance

Parameter	Min.	Typ.	Max.	Unit	Note
Frequency	6		18	GHz	
Gain	30			dB	
Gain Flatness			2	dB(+/-)	
Power @ 1dB Gain Compression Point	21	23		dBm	
Noise Figure			7.5	dB	
VSWR Input			2.0		
VSWR Output			2.0		
DC Supply Voltage	11	12	16	V	
Supplied Current		420	480	mA	

Typical Test Data

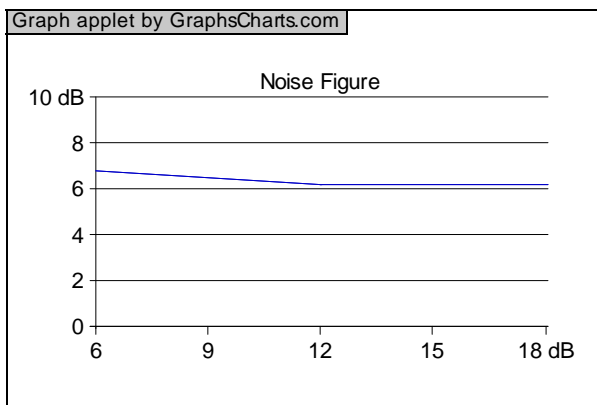
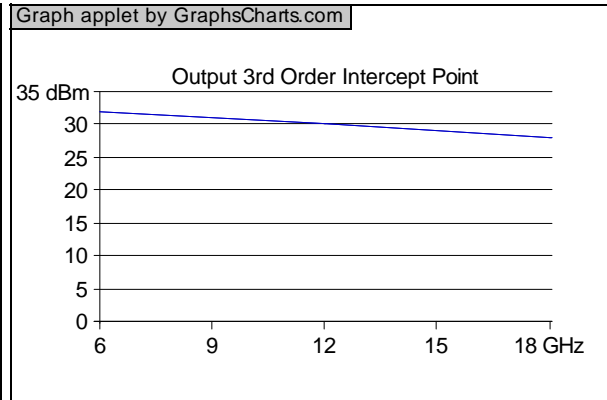
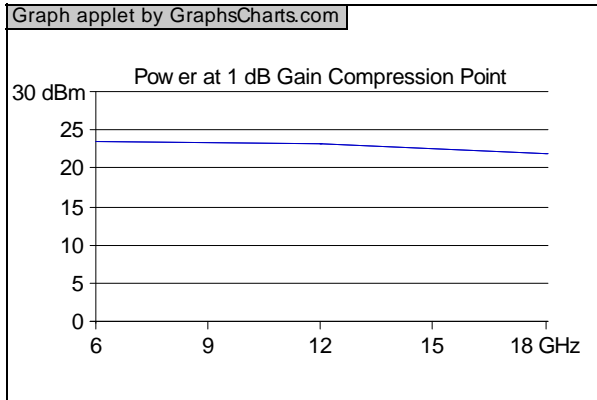


Updated: 7



Nextec Microwave & RF, Inc. WWW.NEXTEC-RF.COM
 3010 Scott Blvd., Santa Clara, California 95054
 (408) 727-1189(Ph)/ (408) 727-5915(Fax)/ sales@nextec-rf.com

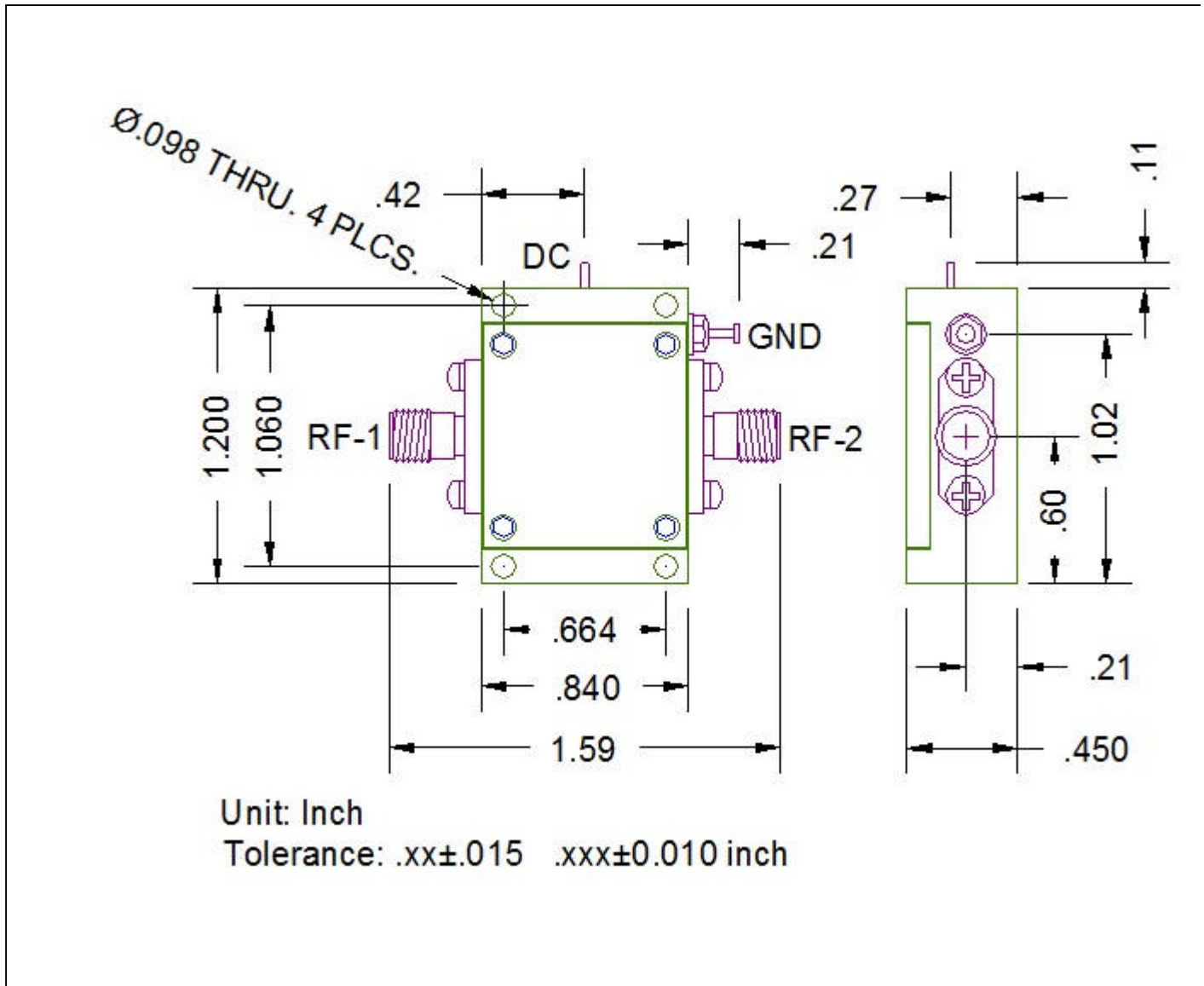
6-18 GHZ BROADBAND AMPLIFIER



Outline Drawing

Updated: 7

6-18 GHZ BROADBAND AMPLIFIER



Connector	Type	Pin #	Pin Name	In/Out	Description
RF-1	SMA-F	1	IN	I	RF SIGNAL INPUT
RF-2	SMA-F	1	OUT	O	RF SIGNAL OUTPUT
DC	EMI Filter	1	+12V	I	DC INPUT (+11 TO +16V)
GND	GROUND LUG	1	GND	O	GROUND

Updated: 7



Nextec Microwave & RF, Inc. WWW.NEXTEC-RF.COM
3010 Scott Blvd., Santa Clara, California 95054
(408) 727-1189(Ph)/ (408) 727-5915(Fax)/ sales@nextec-rf.com