

## 8-15 GHZ BROAD BAND LOW NOISE AMPLIFIER

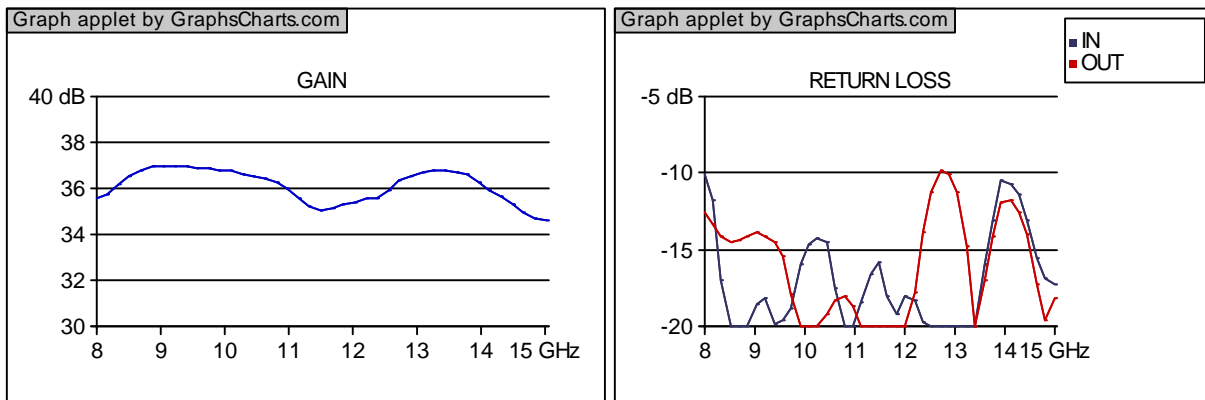
### Features:

- Thin Film Hybrid MIC Process
- Field Replaceable SMA Connectors
- Reverse Bias Protection

### Electrical Performance

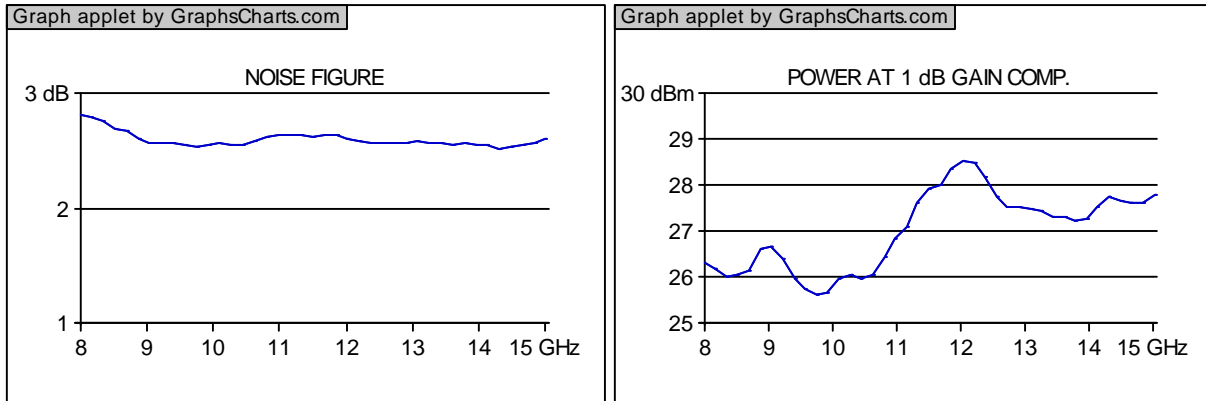
Parameter	Min.	Typ.	Max.	Unit	Note
Frequency	8		15	GHz	
Gain	30			dB	
Gain Flatness			1.5	dB(+/-)	
Noise Figure		3	5	dB	
Power @ 1dB Gain Compression Point	25			dBm	
VSWR Input			2.0		
VSWR Output			2.0		
DC Supply Voltage	10	12	17	V	
Supplied Current			500	mA	

### Typical Test Data

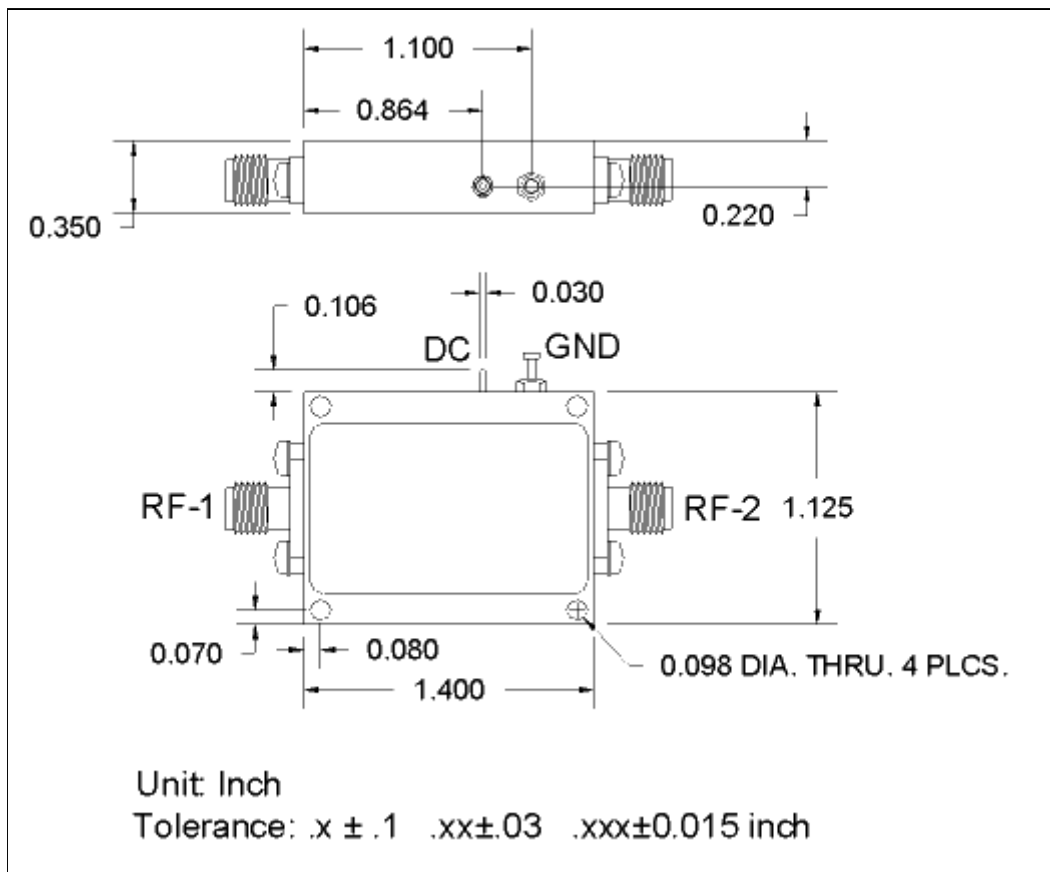


Updated: 12/2/2007

## 8-15 GHZ BROAD BAND LOW NOISE AMPLIFIER



### Outline Drawing



Connector	Type	Pin #	Pin Name	In/Out	Description
-----------	------	-------	----------	--------	-------------

Updated: 12/2/2007

---

## 8-15 GHZ BROAD BAND LOW NOISE AMPLIFIER

RF-1	SMA-F	1 IN	I	RF SIGNAL INPUT
RF-2	SMA-F	1 OUT	O	RF SIGNAL OUTPUT
DC	EMI Filter	1 +12 V	I	DC INPUT (+10 TO +17 V)
GND	GROUND LUG	1 GND	O	GROUND

---

Updated: 12/2/2007



Nextec Microwave & RF, Inc [WWW.NEXTEC-RF.COM](http://WWW.NEXTEC-RF.COM)  
3010 Scott Blvd., Santa Clara, CA 95054  
(408) 727-1189(Ph)/ (408) 727-5915(Fax)/ [sales@nextec-rf.com](mailto:sales@nextec-rf.com)