

## 1-6 GHz 30 dB GAIN LOW NOISE AMPLIFIER

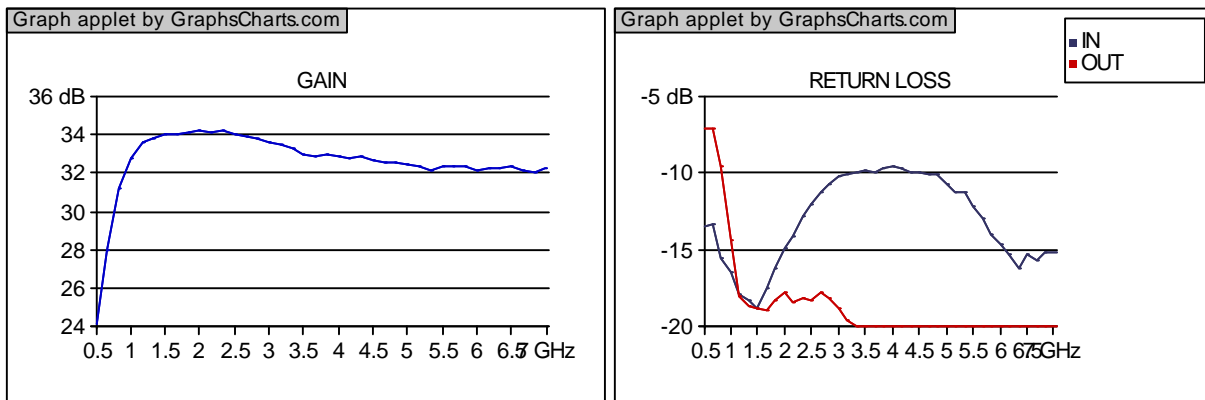
### Features:

- Thin Film MIC Hybrid Process
- Field Replaceable SMA Connectors
- Reverse Bias Protection

### Electrical Performance

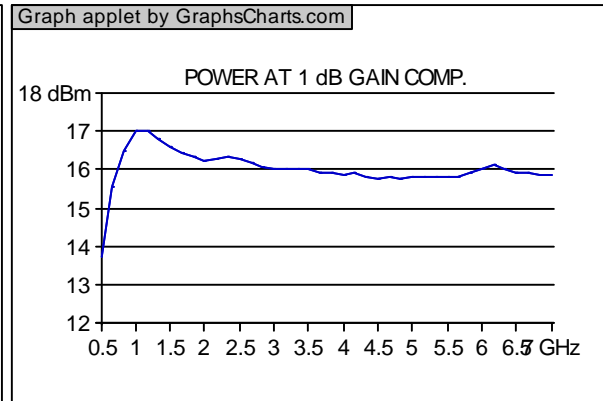
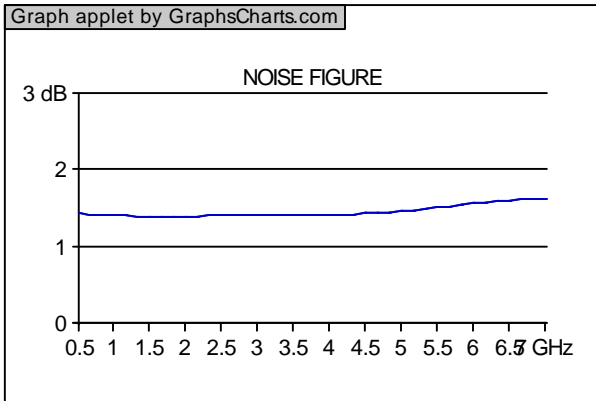
Parameter	Min.	Typ.	Max.	Unit	Note
Frequency	1		6	GHz	
Gain	30			dB	
Gain Flatness			1.9	dB(+/-)	
Noise Figure			2	dB	
Power @ 1dB Gain Compression Point	15			dBm	
VSWR Input			2.0		
VSWR Output			2.0		
DC Supply Voltage	12		18	V	
Supplied Current			150	mA	

### Typical Test Data

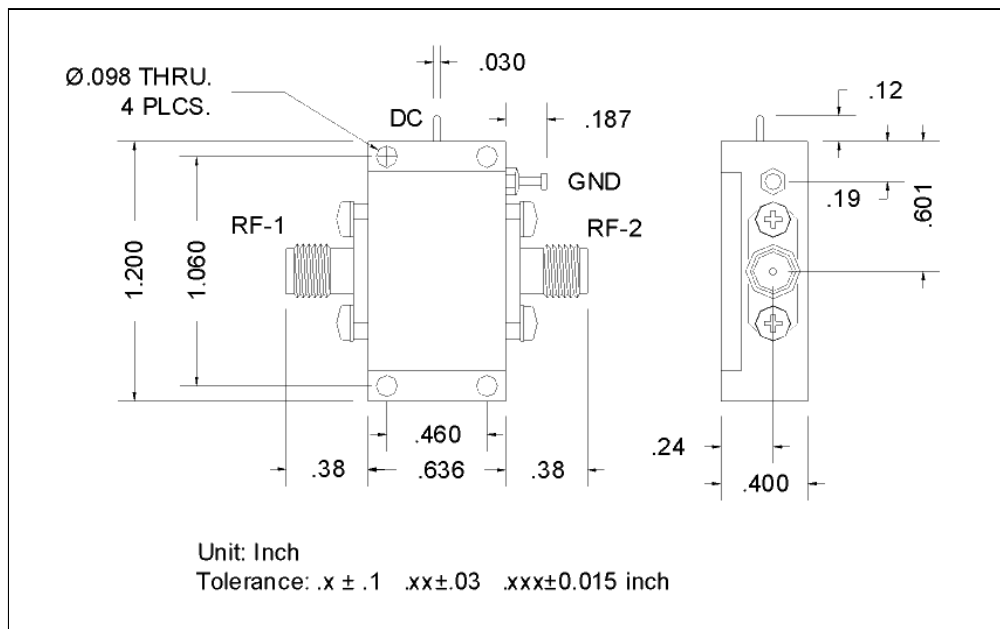


Updated: 12/2/2007

## 1-6 GHZ 30 dB GAIN LOW NOISE AMPLIFIER



### Outline Drawing



Connector	Type	Pin #	Pin Name	In/Out	Description
RF-1	SMA-F	1	IN	I	RF SIGNAL INPUT
RF-2	SMA-F	1	OUT	O	RF SIGNAL OUTPUT
DC	EMI Filter	1	+12 V	I	DC INPUT (+12 V TO +18 V)
GND	GROUND LUG	1	GND	O	GROUND

Updated: 12/2/2007