

9-10 GHz Low Noise Amplifier

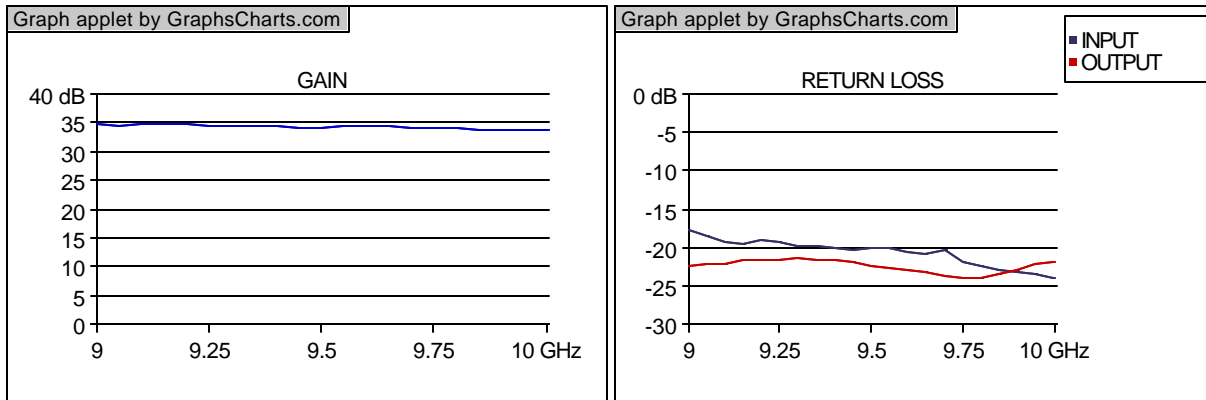
Features:

- Thin Film Hybrid MIC Process
- Field Replaceable RF Connectors
- Reverse Bias Protection

Electrical Performance

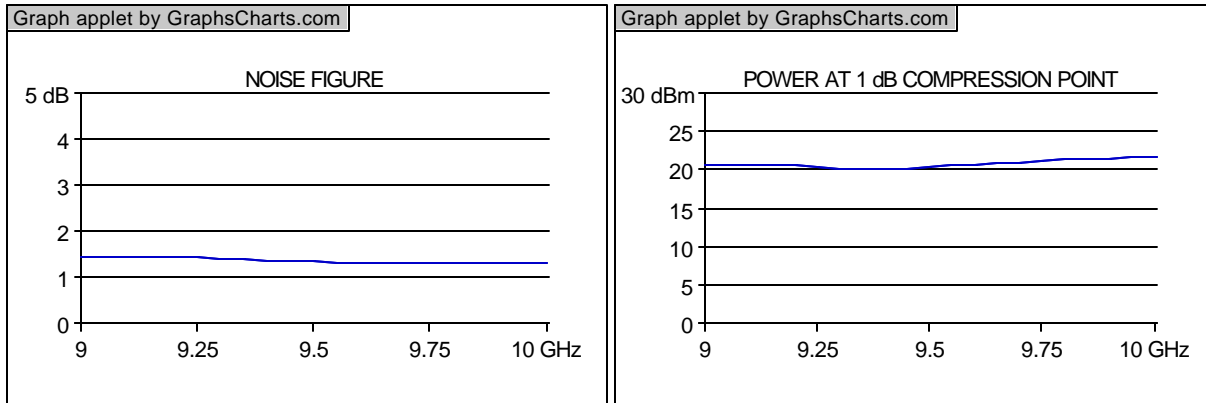
Parameter	Min.	Typ.	Max.	Unit	Note
Frequency	9		10	GHz	
Gain	30			dB	
Gain Flatness			1	dB(+/-)	
Noise Figure		1.3	1.8	dB	
Power @ 1dB Gain Compression Point	10			dBm	
VSWR Input			2.0		
VSWR Output			2.0		
DC Supply Voltage	9		15	V	
Supplied Current			120	mA	

Typical Test Data

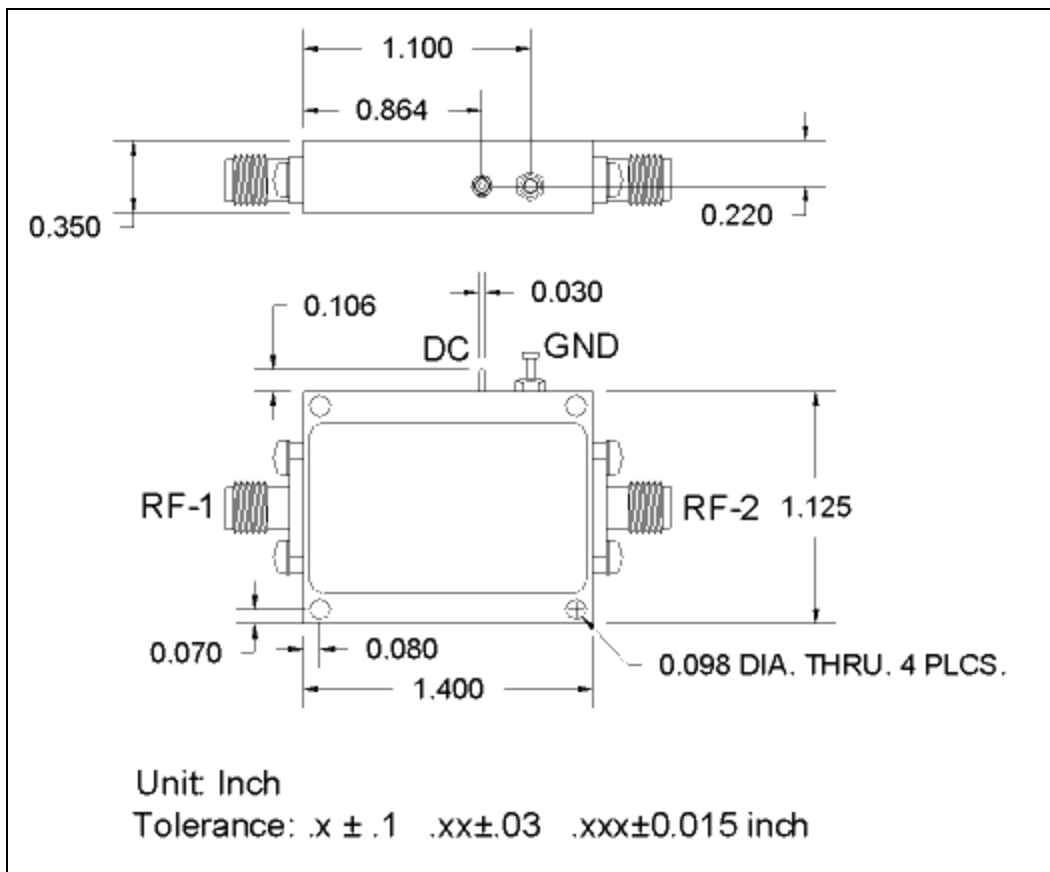


Updated: 10/25/2007

9-10 GHz Low Noise Amplifier



Outline Drawing



Connector	Type	Pin #	Pin Name	In/Out	Description
-----------	------	-------	----------	--------	-------------

Updated: 10/25/2007

9-10 GHz Low Noise Amplifier

RF-1	SMA-F	1 IN	I	RF INPUT SIGNAL
RF-2	SMA-F	1 OUT	O	RF OUTPUT SIGNAL
DC	EMI Filter	1 +12 V	I	DC INPUT (+9 TO +15 V)
GND	GROUND LUG	1 GND	O	GROUND

Updated: 10/25/2007



Nextec Microwave & RF, Inc WWW.NEXTEC-RF.COM
3010 Scott Blvd., Santa Clara, CA 95054
(408) 727-1189(Ph)/ (408) 727-5915(Fax)/ sales@nextec-rf.com