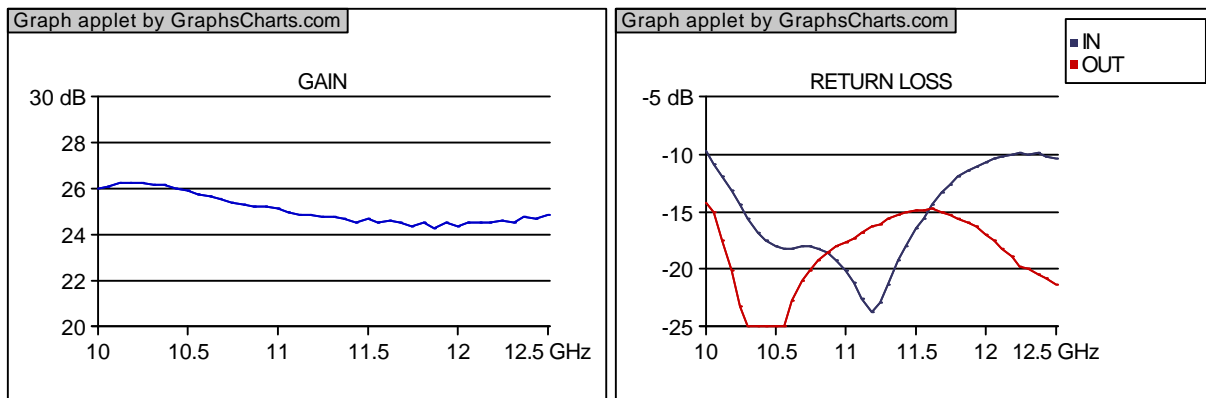


10.0 - 12.5 GHz LOW NOISE AMPLIFIER**Features:**

- Thin Film Hybrid MIC Process
- Field Replaceable SMA Connectors
- Reverse Bias Protection

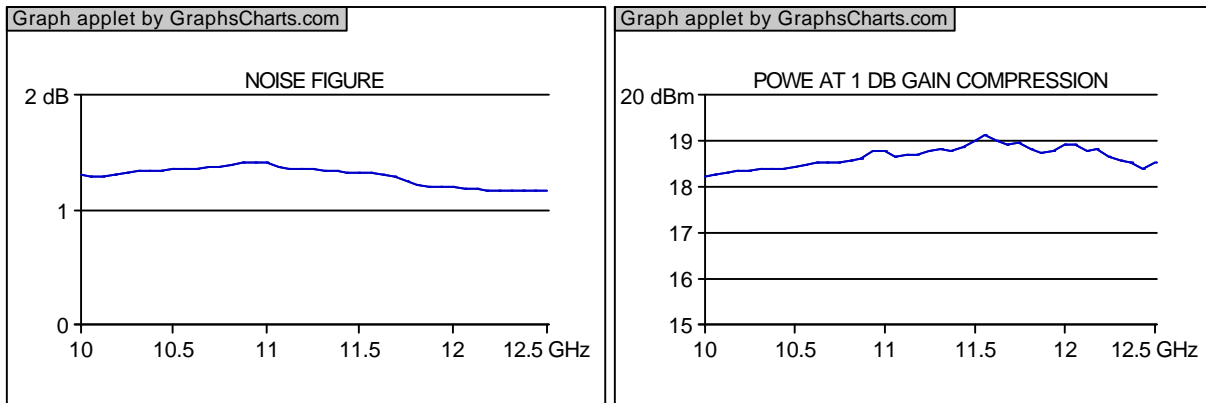
Electrical Performance

Parameter	Min.	Typ.	Max.	Unit	Note
Frequency	10		12.5	GHz	
Gain	24			dB	
Gain Flatness			1	dB(+/-)	
Noise Figure			1.6	dB	
Power @ 1dB Gain Compression Point	18			dBm	
VSWR Input			2.0		
VSWR Output			2.0		
DC Supply Voltage	12		18	V	
Supplied Current			150	mA	

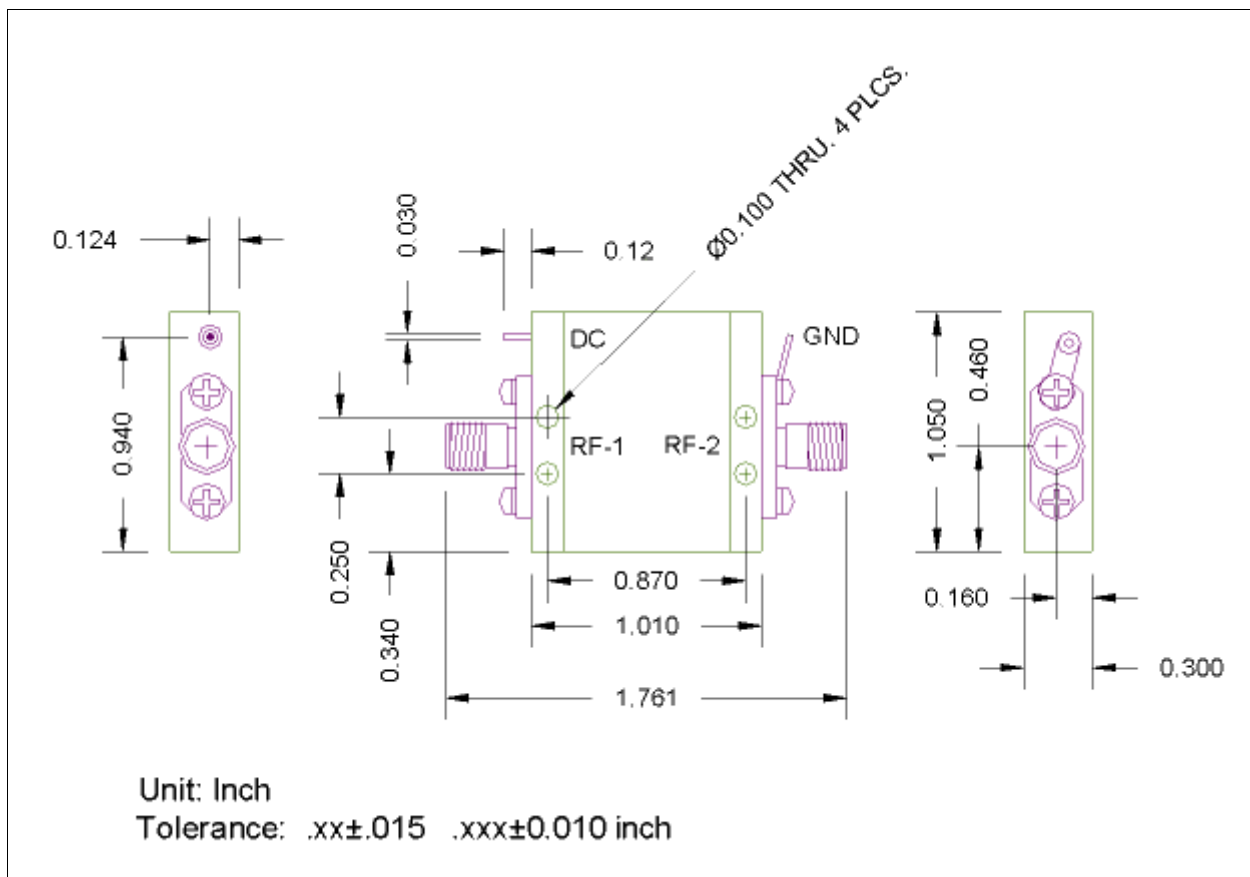
Typical Test Data

Updated: 10/8/2007

10.0 - 12.5 GHz LOW NOISE AMPLIFIER



Outline Drawing



Connector	Type	Pin #	Pin Name	In/Out	Description
RF-1	SMA-F	1	IN	I	RF SIGNAL INPUT

Updated: 10/8/2007

10.0 - 12.5 GHZ LOW NOISE AMPLIFIER

RF-2	SMA-F	1	OUT	O	RF SIGNAL OUTPUT
DC	EMI Filter	1	+12 V	I	DC INPUT (+12 TO +18 V)
GND	GROUND LUG	1	GND	O	GROUND

Updated: 10/8/2007



Nextec Microwave & RF, Inc WWW.NEXTEC-RF.COM
3010 Scott Blvd., Santa Clara, CA 95054
(408) 727-1189(Ph)/ (408) 727-5915(Fax)/ sales@nextec-rf.com